

2nd Edition
HARE PCL-R™ 

PCL–R: 2nd Edition

By Robert D. Hare, Ph.D. and MHS Staff

Profile Report

Client's Name:	Michael Sample
Age:	32
Gender:	Male
Assessment Date:	October 15, 2004
Rater's Name:	John Doctor, Ph.D.
Norms Used:	Male Offenders (Standard)

CAUTION: This report is intended for the sole use of the assessor and is not to be shown or presented to the individual being assessed. Scores may be adjusted by prorating, as outlined in the PCL–R 2nd Edition Technical Manual.

Introduction

This Profile Report is designed to facilitate the scoring and interpretation of the Hare Psychopathy Checklist–Revised (PCL–R): 2nd Edition. Its use is predicated on the assumptions that the user: (1) is professionally and legally qualified to perform psychological assessments; (2) is aware of, and adheres to, the guidelines for Uses and Users described in chapter 2 of the 2nd Edition of the PCL–R Technical Manual (Hare, 2003); (3) is familiar with the research and clinical literature on psychopathy; (4) has authorized access to, and properly uses the scoring criteria for the PCL–R, described in the 1st (Hare, 1991) or the 2nd (Hare, 2003) Edition of the PCL–R Technical Manual.

This Profile Report provides a set of T-scores and percentile ranks for a given individual based on the appropriate comparison groups as well as summary descriptions of the meaning of several levels of scores and ranks. However, it is the responsibility of the user to decide on how best to interpret and use the information—keeping in mind the literature on psychopathy, the population involved (e.g., offender, forensic psychiatric, sex of individual, etc.), the context in which the scores are used (e.g., treatment options, conditional release, risk assessment, research, etc.), their integration with other relevant information and variables, assessment result implications for the individual and for society, and the potential for misuse of the PCL–R. These and related issues are discussed in the 2nd Edition Technical Manual, as well as in a number of published articles (see www.hare.org).

The format for the Profile Report follows the structural model for the PCL–R (see Figure 1) described in the 2nd Edition Technical Manual. The Profile Report format

Total Score

The PCL-R Total Score is the sum of all 20 items, each of which is scored 0, 1, or 2. Note that two items not included in Factor or Facet scores (Item 11, Promiscuous Sexual Behavior; Item 17, Many Short-Term Marital Relationships) contribute to the Total Score, which can range from 0 to 40 (consult the PCL-R 2nd Edition Technical Manual for specific reliability data). The Total Score is dimensional and may be seen as a reflection of the individual's "dosage" of psychopathic features, or of the extent to which he or she is judged to match the "prototypical psychopath." The higher the score, the closer the match.

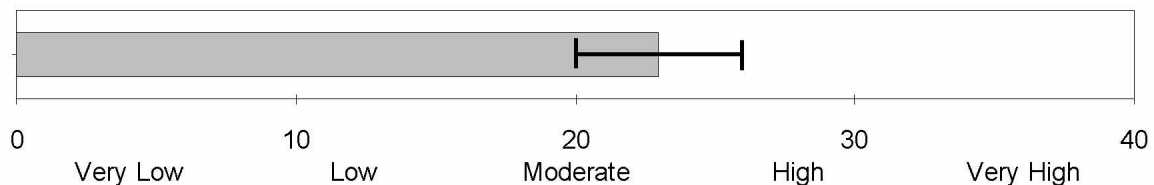
The descriptive statements provided in this report are simply guides for the user. They do not replace the user's clinical, forensic, or research expertise or the user's professional judgement.

Because a PCL-R Total Score can arise from different combinations of Item, Factor, and Facet scores, the user may find it informative to inspect the patterns ("profile") of relative scores on Factors 1 and 2 and Facets 1-4 (see below). The Factor and Facet scores are more reliable than individual item scores, and interpretations of the latter should be done cautiously, if at all.

Total Raw score = 23

(T-score = 51)

(Percentile = 52.4)



Moderate

A Moderate Total Score suggests that Michael has many of the features of psychopathy, as defined by the PCL-R. Compared with scores that fall in the High level, the implications of a score in this level (particularly in its lower range) will depend on other information about the individual, including socioeconomic, educational, work-related, and psychological/psychiatric issues and matters, as well as on the pattern of scores obtained on the two Factors and the four Facets.

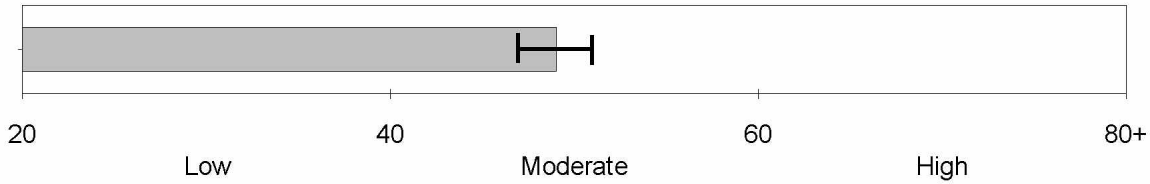
Factor Scores

Factor 1 and Factor 2 consist of 8 and 10 items, respectively. Factor 1 is identical to the original Factor 1 described in the 1991 Edition (Hare, 1991), and consists of the Facet 1 and Facet 2 items. Factor 2 consists of the items in Facet 3 and Facet 4 (the 9 original Factor 2 items, plus Item 20, Criminal Versatility).

Factor scores are more reliable and have a greater range of values than Facet scores. There is a large amount of literature on the correlates of Factor 1 and Factor 2 scores, and some users may find it helpful to describe an individual in terms of these broad clusters of items. However, except in the very high or very low range of values, the meaning of a Factor score will depend on the relative contribution of its two constituent Facets. Although the two Facets that make up a given Factor are highly correlated, Factor scores in the mid-range can result from various combinations of the Facet scores. For example, a moderate Factor 1 score could be the result of a moderate score on the Interpersonal and the Affective Facets, a high Interpersonal and a low Affective score, or a low Interpersonal and a high Affective score. For this reason, descriptive statements are not provided for Factor scores. Interpretation of Factor scores should be made in conjunction with inspection of the Facet scores.

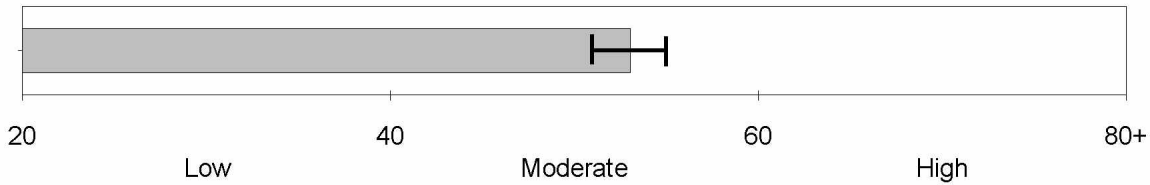
Factor 1

T-Score = 49
(Raw score = 8)
(Percentile = 48.7)



Factor 2

T-Score = 53
 (Raw score = 13)
 (Percentile = 58.9)

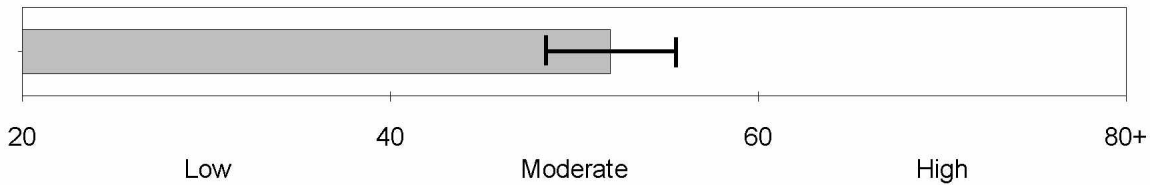


Facet Scores

Facet scores are based on fewer items and have a more restricted range than is the case with Total Scores. Facets 1 and 2 have four items each (scores range from 0–8), while Facets 3 and 4 each have five items (scores range from 0–10). The user should keep this in mind when interpreting individual Facet scores or patterns of Facet scores.

Facet 1: Interpersonal

T-Score = 52
 (Raw score = 4)
 (Percentile = 64.5)



Moderate

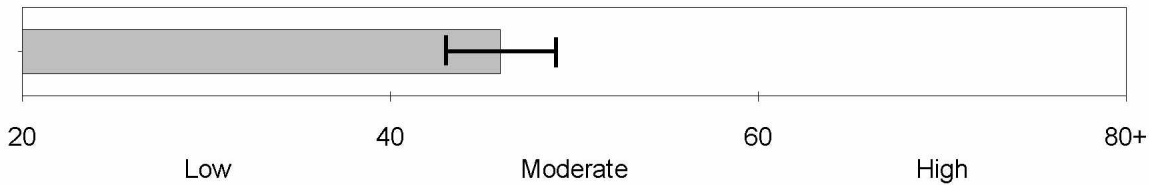
A Facet score in the Moderate range suggests that Michael has some (lower-end) or many (upper-end) of the interpersonal features of psychopathy. Interactions with others may sometimes tend to be relatively superficial, manipulative, or exploitative, but not to the extent exhibited by those with high scores.

Facet 2: Affective

T-Score = 46

(Raw score = 4)

(Percentile = 41.3)



Moderate

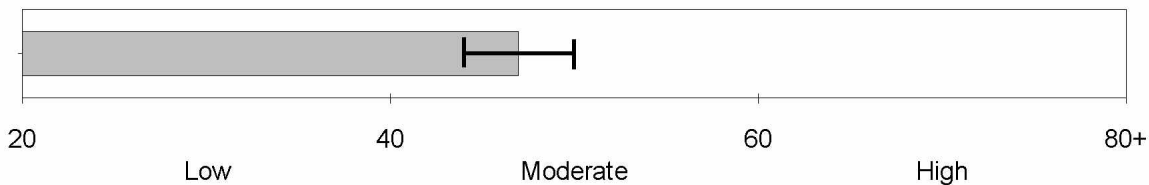
A Facet score in the Moderate range suggests that Michael has some (lower-end) or many (upper-end) of the affective features of psychopathy. Emotions and the social and emotional connections with others may tend to be somewhat shallow, self-serving, and impaired, but not to the extent exhibited by those with High scores.

Facet 3: Lifestyle

T-Score = 47

(Raw score = 5)

(Percentile = 40.6)



Moderate

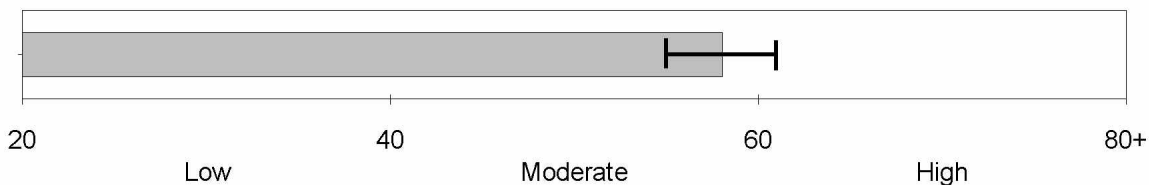
A Facet score in the Moderate range suggests that Michael has some (lower-end) or many (upper-end) of the lifestyle features of psychopathy. Some aspects of the lifestyle may be somewhat impulsive, sensation-seeking, or otherwise unstable, but not to the extent exhibited by those with High scores.

Facet 4: Antisocial

T-Score = 58

(Raw score = 8)

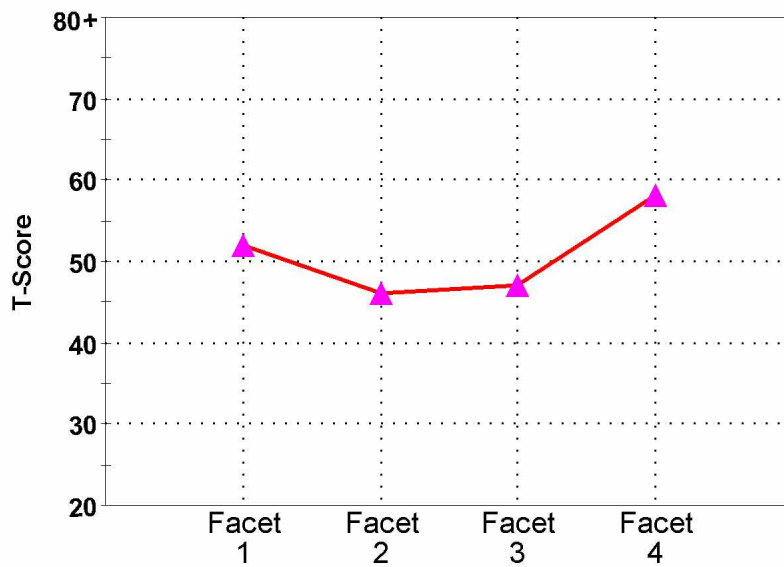
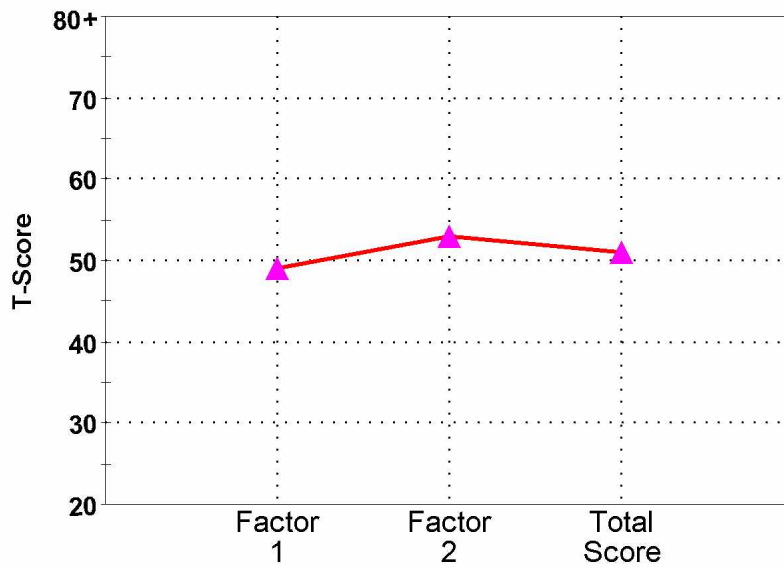
(Percentile = 81.1)



Moderate

A Facet score in the Moderate range suggests that Michael has some (lower-end) or many (upper-end) of the antisocial features of psychopathy. The antisocial attitudes and behaviors may be problematic for others, but not to the extent exhibited by those with High scores.

Profile for Male Offenders (Standard)



Item Notes

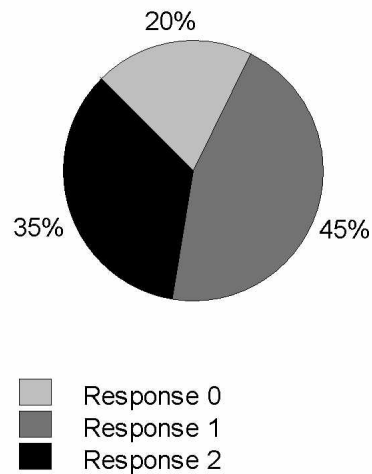
Item 11:

Comparison Group

--	--

Item Responses

Item	Response	Item	Response
1.	2	11.	2
2.	1	12.	2
3.	2	13.	1
4.	0	14.	0
5.	1	15.	1
6.	2	16.	1
7.	0	17.	0
8.	1	18.	2
9.	1	19.	1
10.	2	20.	1



Response Key

2 = Yes

1 = Maybe/in some respects

0 = No

A question mark (?) in the response column indicates that the question was omitted.

Date Printed: October 15, 2004

End of Report