



## SAMPLE REPORT

### **Case Description: Arnold G. — Nuclear Power Facility Adjustment Rating Report**

Arnold G., age 34, obtained a BS in electrical engineering at a state university. He has been employed by an electronics firm for the past 10 years in product development. His recommendations from previous employers are strong, and no work-related problems were noted. He did not report any health problems or psychiatric consultations.

He was recently offered a position with a nuclear facility in the Midwest. The MMPI-2 was administered as part of the evaluation process to ensure that nuclear control employees are free of psychological adjustment problems.

---

Case descriptions do not accompany MMPI-2 reports, but are provided here as background information. The following report was generated from Q-global™, Pearson's web-based scoring and reporting application, using Mr. G.'s responses to the MMPI-2. Additional MMPI-2 sample reports, product offerings, training opportunities, and resources can be found at [PearsonClinical.com/mmpi2](http://PearsonClinical.com/mmpi2).

Copyright © 2014 Pearson Education, Inc. or its affiliate(s). All rights reserved. Q-global, Always Learning, Pearson, design for Psi, and PsychCorp are trademarks, in the U.S. and/or other countries, of Pearson Education, Inc. or its affiliate(s). Minnesota Multiphasic Personality Inventory-2 and MMPI-2 are registered trademarks of the University of Minnesota, Minneapolis, MN. 8795-A 01/14



## Nuclear Power Facility Adjustment Rating Report

MMPI®-2

The Minnesota Report™: Revised Personnel System, 3rd Edition

*James N. Butcher, PhD*

Name: Arnold G.  
ID Number: 2522  
Age: 34  
Gender: Male  
Years of Education: 16  
Date Assessed: 1/31/14

### Standard Level Addiction Potential



Copyright © 1989, 1991, 1994, 1995, 2001, 2003 by the Regents of the University of Minnesota. All rights reserved. Portions reproduced from the MMPI-2 test booklet. Copyright © 1942, 1943 (renewed 1970), 1989 by the Regents of the University of Minnesota. All rights reserved. Portions excerpted from the *MMPI-2 Manual for Administration, Scoring, and Interpretation, Revised Edition*. Copyright © 2001 by the Regents of the University of Minnesota. All rights reserved. Distributed exclusively under license from the University of Minnesota by NCS Pearson, Inc.

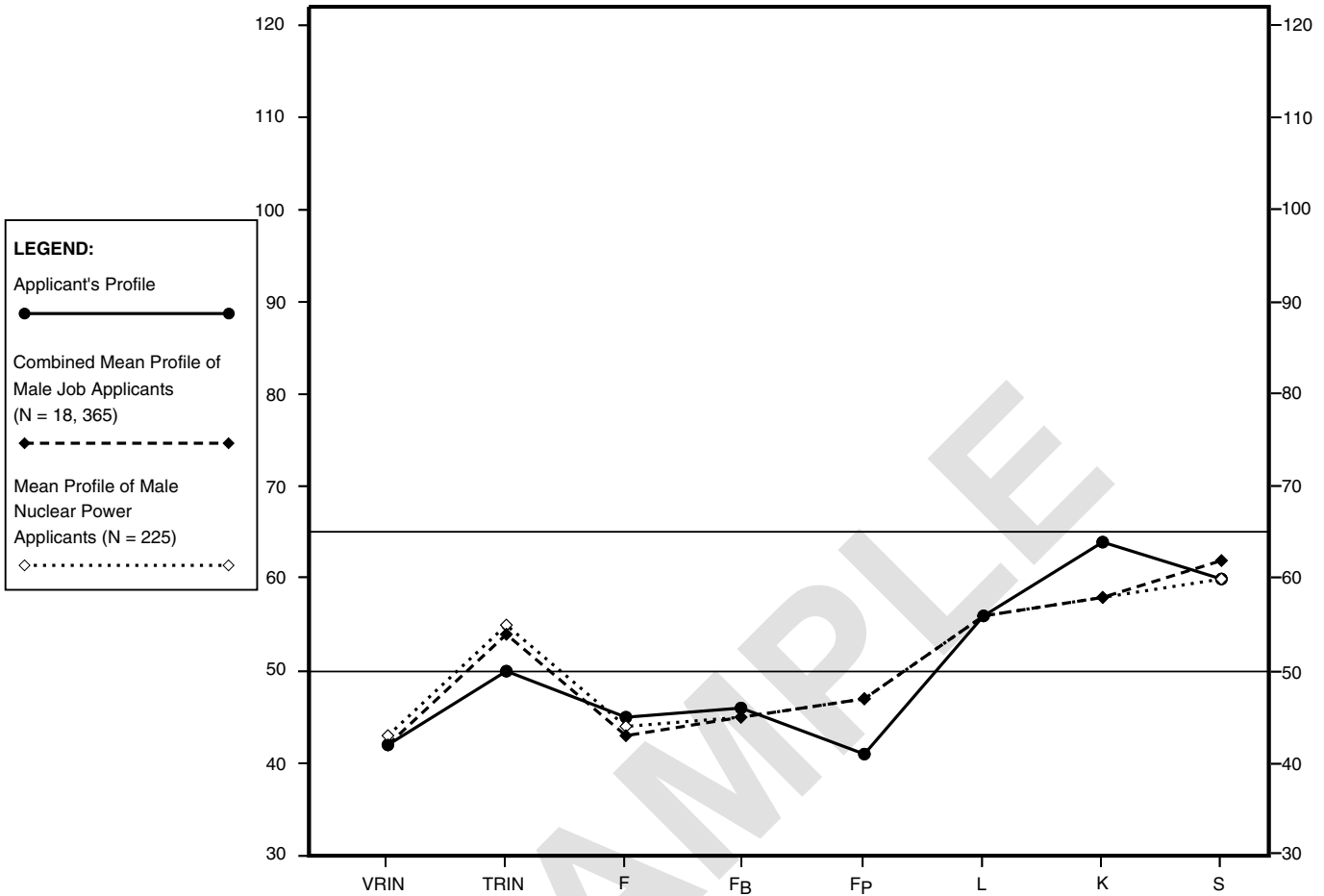
**Minnesota Multiphasic Personality Inventory** and **MMPI** are registered trademarks and **The Minnesota Report** is a trademark of the University of Minnesota. **Pearson**, the **PSI logo**, and **PsychCorp** are trademarks in the U.S. and/or other countries of Pearson Education, Inc., or its affiliate(s).

#### TRADE SECRET INFORMATION

Not for release under HIPAA or other data disclosure laws that exempt trade secrets from disclosure.

[ 7.9 / 1 / QG ]

### MMPI-2 VALIDITY PATTERN



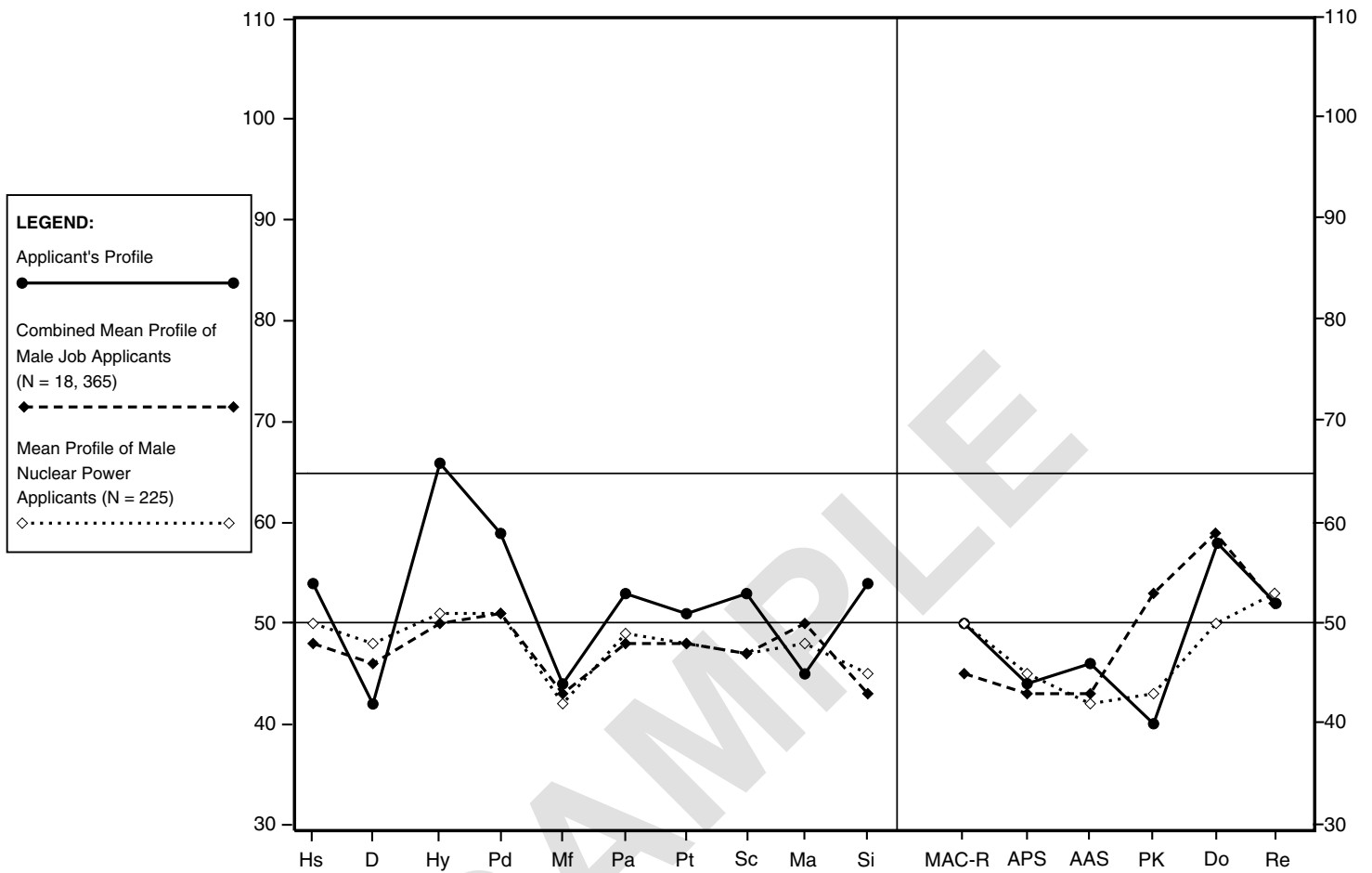
|                    |    |    |    |    |    |    |    |    |
|--------------------|----|----|----|----|----|----|----|----|
| General Applicant  |    |    |    |    |    |    |    |    |
| Sample Mean Score: | 42 | 54 | 43 | 45 | 47 | 56 | 58 | 62 |
| Nuclear Power      |    |    |    |    |    |    |    |    |
| Sample Mean Score: | 43 | 55 | 44 | 45 | 47 | 56 | 58 | 60 |

|                               |           |           |           |           |           |           |           |           |
|-------------------------------|-----------|-----------|-----------|-----------|-----------|-----------|-----------|-----------|
| <b>Applicant's Raw Score:</b> | <b>3</b>  | <b>9</b>  | <b>3</b>  | <b>1</b>  | <b>0</b>  | <b>5</b>  | <b>22</b> | <b>34</b> |
| <b>Applicant's T Score:</b>   | <b>42</b> | <b>50</b> | <b>45</b> | <b>46</b> | <b>41</b> | <b>56</b> | <b>64</b> | <b>60</b> |
| Non-Gendered T Score:         | 42        | 50        | 46        | 46        | 42        | 57        | 65        | 60        |
| Response %:                   | 100       | 100       | 100       | 100       | 100       | 100       | 100       | 100       |

Cannot Say (Raw): 0  
 Percent True: 32  
 Percent False: 68

|                                     | Raw Score | T Score | Resp. % |
|-------------------------------------|-----------|---------|---------|
| S1 -Beliefs in Human Goodness       | 11        | 60      | 100     |
| S2 -Serenity                        | 9         | 61      | 100     |
| S3 -Contentment with Life           | 5         | 55      | 100     |
| S4 -Patience/Denial of Irritability | 5         | 54      | 100     |
| S5 -Denial of Moral Flaws           | 3         | 51      | 100     |

### MMPI-2 CLINICAL AND SUPPLEMENTARY SCALES PROFILE



|                    |    |    |    |    |    |    |    |    |    |    |    |    |    |    |    |    |
|--------------------|----|----|----|----|----|----|----|----|----|----|----|----|----|----|----|----|
| General Applicant  |    |    |    |    |    |    |    |    |    |    |    |    |    |    |    |    |
| Sample Mean Score: | 48 | 46 | 50 | 51 | 43 | 48 | 48 | 47 | 50 | 43 | 45 | 43 | 43 | 53 | 59 | 52 |
| Nuclear Power      |    |    |    |    |    |    |    |    |    |    |    |    |    |    |    |    |
| Sample Mean Score: | 50 | 48 | 51 | 51 | 42 | 49 | 48 | 47 | 48 | 45 | 50 | 45 | 42 | 43 | 50 | 53 |

|                               |     |     |     |     |     |     |     |     |     |     |     |     |     |     |     |     |
|-------------------------------|-----|-----|-----|-----|-----|-----|-----|-----|-----|-----|-----|-----|-----|-----|-----|-----|
| <b>Applicant's Raw Score:</b> | 3   | 15  | 28  | 18  | 23  | 11  | 5   | 6   | 14  | 28  | 21  | 21  | 2   | 2   | 19  | 21  |
| K Correction Score:           | 11  |     |     | 9   |     |     | 22  | 22  | 4   |     |     |     |     |     |     |     |
| <b>Applicant's T Score:</b>   | 54  | 42  | 66  | 59  | 44  | 53  | 51  | 53  | 45  | 54  | 50  | 44  | 46  | 40  | 58  | 52  |
| Non-Gendered T Score:         | 53  | 41  | 64  | 60  |     | 53  | 50  | 53  | 46  | 52  | 53  | 44  | 48  | 40  | 59  | 51  |
| Response %:                   | 100 | 100 | 100 | 100 | 100 | 100 | 100 | 100 | 100 | 100 | 100 | 100 | 100 | 100 | 100 | 100 |

[V.1.2]

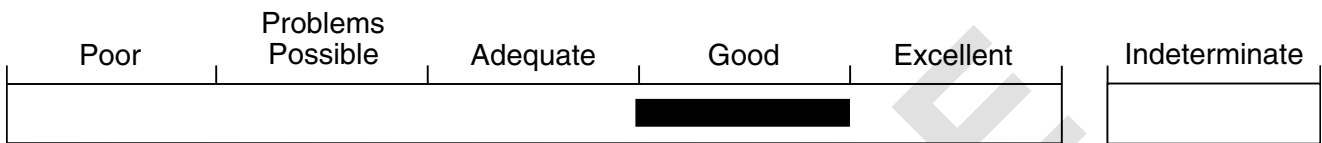
Welsh Code: 3+-410687/952: K-L/F:  
 Profile Elevation: 52.9



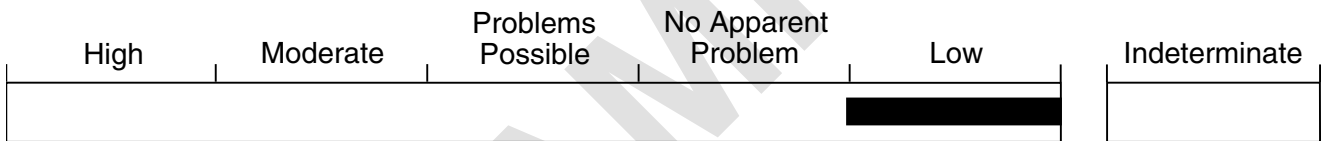
### OPENNESS TO EVALUATION



### SOCIAL FACILITY

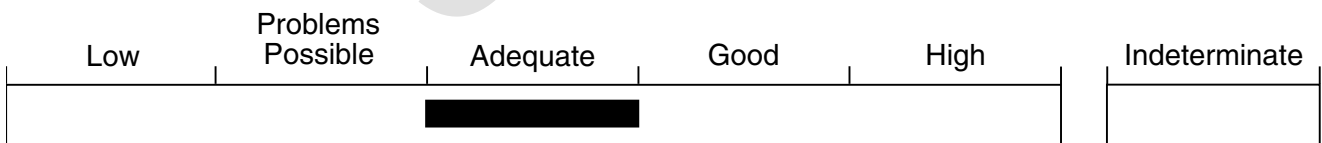


### ADDICTION POTENTIAL (STANDARD CRITERIA LEVEL)



This index is associated with addiction potential; it does not confirm current abuse.

### STRESS TOLERANCE



### OVERALL ADJUSTMENT



He cooperated sufficiently with the evaluation to allow an Overall Adjustment rating to be made. He appears to be generally well-adjusted and seems to have no psychological problems at this time.

SAMPLE

## **CONTENT THEMES**

MMPI-2 content themes may serve as a source of hypotheses for further investigation. These content themes summarize similar item responses that appear with greater frequency with this applicant than with most people.

No significant content themes are apparent in this applicant's MMPI-2 profile.

SAMPLE



**ADDITIONAL SCALES**

|  | Raw Score | T Score | Non-Gendered<br>T Score | Resp % |
|--|-----------|---------|-------------------------|--------|
| <b>Personality Psychopathology Five (PSY-5) Scales</b> |           |         |                         |        |
| Aggressiveness (AGGR)                                  | 6         | 43      | 44                      | 100    |
| Psychoticism (PSYC)                                    | 5         | 56      | 56                      | 100    |
| Disconstraint (DISC)                                   | 13        | 46      | 51                      | 100    |
| Negative Emotionality/Neuroticism (NEGE)               | 9         | 49      | 48                      | 100    |
| Introversion/Low Positive Emotionality (INTR)          | 13        | 54      | 55                      | 100    |
| <b>Supplementary Scales</b>                            |           |         |                         |        |
| Anxiety (A)  | 5         | 43      | 42                      | 100    |
| Repression (R)   | 24        | 69      | 70                      | 100    |
| Ego Strength (Es)                                      | 41        | 58      | 60                      | 100    |
| Hostility (Ho)   | 14        | 45      | 46                      | 100    |
| <b>Harris-Lingoes Subscales</b>                        |           |         |                         |        |
| <b>Depression Subscales</b>                            |           |         |                         |        |
| Subjective Depression (D <sub>1</sub> )                | 3         | 40      | 39                      | 100    |
| Psychomotor Retardation (D <sub>2</sub> )              | 6         | 54      | 53                      | 100    |
| Physical Malfunctioning (D <sub>3</sub> )              | 2         | 43      | 42                      | 100    |
| Mental Dullness (D <sub>4</sub> )                      | 1         | 43      | 43                      | 100    |
| Brooding (D <sub>5</sub> )                             | 0         | 40      | 39                      | 100    |
| <b>Hysteria Subscales</b>                              |           |         |                         |        |
| Denial of Social Anxiety (Hy <sub>1</sub> )            | 6         | 61      | 62                      | 100    |
| Need for Affection (Hy <sub>2</sub> )                  | 10        | 63      | 63                      | 100    |
| Lassitude-Malaise (Hy <sub>3</sub> )                   | 0         | 38      | 39                      | 100    |
| Somatic Complaints (Hy <sub>4</sub> )                  | 4         | 57      | 55                      | 100    |
| Inhibition of Aggression (Hy <sub>5</sub> )            | 6         | 71      | 70                      | 100    |
| <b>Psychopathic Deviate Subscales</b>                  |           |         |                         |        |
| Familial Discord (Pd <sub>1</sub> )                    | 1         | 45      | 44                      | 100    |
| Authority Problems (Pd <sub>2</sub> )                  | 5         | 60      | 64                      | 100    |
| Social Imperturbability (Pd <sub>3</sub> )             | 5         | 57      | 58                      | 100    |
| Social Alienation (Pd <sub>4</sub> )                   | 4         | 50      | 50                      | 100    |
| Self-Alienation (Pd <sub>5</sub> )                     | 1         | 38      | 39                      | 100    |
| <b>Paranoia Subscales</b>                              |           |         |                         |        |
| Persecutory Ideas (Pa <sub>1</sub> )                   | 2         | 52      | 52                      | 100    |
| Poignancy (Pa <sub>2</sub> )                           | 1         | 41      | 40                      | 100    |
| Naivete (Pa <sub>3</sub> )                             | 5         | 51      | 50                      | 100    |

|   | Raw Score | T Score | Non-Gendered<br>T Score | Resp % |
|---|-----------|---------|-------------------------|--------|
| <b>Schizophrenia Subscales</b>  |           |         |                         |        |
| Social Alienation (Sc <sub>1</sub> )  | 0         | 39      | 38                      | 100    |
| Emotional Alienation (Sc <sub>2</sub> )   | 0         | 40      | 40                      | 100    |
| Lack of Ego Mastery, Cognitive (Sc <sub>3</sub> )                                   | 0         | 42      | 42                      | 100    |
| Lack of Ego Mastery, Conative (Sc <sub>4</sub> )                                    | 0         | 39      | 39                      | 100    |
| Lack of Ego Mastery, Defective Inhibition (Sc <sub>5</sub> )                        | 2         | 54      | 53                      | 100    |
| Bizarre Sensory Experiences (Sc <sub>6</sub> )                                      | 2         | 51      | 50                      | 100    |
| <b>Hypomania Subscales</b>  |           |         |                         |        |
| Amorality (Ma <sub>1</sub> )  | 1         | 42      | 44                      | 100    |
| Psychomotor Acceleration (Ma <sub>2</sub> )   | 3         | 39      | 39                      | 100    |
| Imperturbability (Ma <sub>3</sub> )   | 3         | 47      | 48                      | 100    |
| Ego Inflation (Ma <sub>4</sub> )  | 2         | 43      | 43                      | 100    |
| <b>Social Introversion Subscales (Ben-Porath, Hostetler, Butcher, &amp; Graham)</b> |           |         |                         |        |
| Shyness/Self-Consciousness (Si <sub>1</sub> )                                       | 2         | 42      | 41                      | 100    |
| Social Avoidance (Si <sub>2</sub> )   | 6         | 62      | 64                      | 100    |
| Alienation--Self and Others (Si <sub>3</sub> )                                      | 4         | 47      | 47                      | 100    |
| <b>Content Component Scales (Ben-Porath &amp; Sherwood)</b>                         |           |         |                         |        |
| <b>Fears Subscales</b>  |           |         |                         |        |
| Generalized Fearfulness (FRS <sub>1</sub> )   | 0         | 44      | 43                      | 100    |
| Multiple Fears (FRS <sub>2</sub> )  | 2         | 45      | 42                      | 100    |
| <b>Depression Subscales</b>   |           |         |                         |        |
| Lack of Drive (DEP <sub>1</sub> )   | 0         | 40      | 40                      | 100    |
| Dysphoria (DEP <sub>2</sub> )   | 1         | 50      | 48                      | 100    |
| Self-Depreciation (DEP <sub>3</sub> )   | 0         | 41      | 41                      | 100    |
| Suicidal Ideation (DEP <sub>4</sub> )   | 0         | 45      | 46                      | 100    |
| <b>Health Concerns Subscales</b>  |           |         |                         |        |
| Gastrointestinal Symptoms (HEA <sub>1</sub> )                                       | 0         | 44      | 44                      | 100    |
| Neurological Symptoms (HEA <sub>2</sub> )   | 2         | 54      | 52                      | 100    |
| General Health Concerns (HEA <sub>3</sub> )   | 0         | 40      | 41                      | 100    |
| <b>Bizarre Mentation Subscales</b>  |           |         |                         |        |
| Psychotic Symptomatology (BIZ <sub>1</sub> )  | 2         | 64      | 64                      | 100    |
| Schizotypal Characteristics (BIZ <sub>2</sub> )                                     | 2         | 54      | 54                      | 100    |
| <b>Anger Subscales</b>  |           |         |                         |        |
| Explosive Behavior (ANG <sub>1</sub> )  | 1         | 45      | 46                      | 100    |
| Irritability (ANG <sub>2</sub> )  | 2         | 46      | 45                      | 100    |
| <b>Cynicism Subscales</b>   |           |         |                         |        |
| Misanthropic Beliefs (CYN <sub>1</sub> )  | 5         | 47      | 48                      | 100    |
| Interpersonal Suspiciousness (CYN <sub>2</sub> )                                    | 1         | 39      | 40                      | 100    |

|  | Raw Score | T Score | Non-Gendered<br>T Score | Resp % |
|--|-----------|---------|-------------------------|--------|
| <b>Antisocial Practices Subscales</b>          |           |         |                         |        |
| Antisocial Attitudes (ASP <sub>1</sub> )       | 5         | 46      | 48                      | 100    |
| Antisocial Behavior (ASP <sub>2</sub> )        | 2         | 52      | 56                      | 100    |
| <b>Type A Subscales</b>                        |           |         |                         |        |
| Impatience (TPA <sub>1</sub> )                 | 1         | 39      | 40                      | 100    |
| Competitive Drive (TPA <sub>2</sub> )          | 1         | 39      | 39                      | 100    |
| <b>Low Self-Esteem Subscales</b>               |           |         |                         |        |
| Self-Doubt (LSE <sub>1</sub> )                 | 0         | 39      | 40                      | 100    |
| Submissiveness (LSE <sub>2</sub> )             | 2         | 55      | 53                      | 100    |
| <b>Social Discomfort Subscales</b>             |           |         |                         |        |
| Introversion (SOD <sub>1</sub> )               | 6         | 53      | 55                      | 100    |
| Shyness (SOD <sub>2</sub> )                    | 2         | 47      | 46                      | 100    |
| <b>Family Problems Subscales</b>               |           |         |                         |        |
| Family Discord (FAM <sub>1</sub> )             | 1         | 40      | 39                      | 100    |
| Familial Alienation (FAM <sub>2</sub> )        | 1         | 49      | 50                      | 100    |
| <b>Negative Treatment Indicators Subscales</b> |           |         |                         |        |
| Low Motivation (TRT <sub>1</sub> )             | 0         | 42      | 42                      | 100    |
| Inability to Disclose (TRT <sub>2</sub> )      | 2         | 52      | 53                      | 100    |

Uniform T scores are used for Hs, D, Hy, Pd, Pa, Pt, Sc, Ma, the content scales, the content component scales, and the PSY-5 scales. The remaining scales and subscales use linear T scores.

## WORK DYSFUNCTION ITEMS

The following items may be significant in understanding the client's work performance. These items have been found to be related to dysfunctional attitudes or negative behavior in employment situations. Although these items may serve as a source of hypotheses for further investigation, caution should be used in interpreting individual items because the respondent may have misread the item or inadvertently marked the wrong answer.

Any Work Dysfunction items he endorsed are listed below with the direction of his endorsement indicated in parentheses. The endorsement percentages of different reference groups are presented in brackets following the item. The first number "N" is the percentage of the MMPI-2 normative sample who endorsed that item in the scored direction. The second number "P" is the percentage of individuals in the large job applicant sample (Pearson Assessments, 1995) who endorsed the item in the scored direction.

15. Item Content Omitted. (True) [N = 37%, P = 28%]



**Special Note:**

The content of the test items is included in the actual reports. To protect the integrity of the test, the item content does not appear in this sample report.

### End of Report

---

NOTE: This MMPI-2 report can serve as a useful guide for employment decisions in which personality adjustment is considered important for success on the job. The decision rules on which these classifications are based were developed through a review of the empirical literature on the MMPI and MMPI-2 with normal-range individuals (including job applicants) and the author's practical experience using the test in employee selection. The report can assist psychologists and physicians involved in personnel selection by providing an "outside opinion" about the applicant's adjustment. The MMPI-2 should NOT be used as the sole means of determining the applicant's suitability for employment. The information in this report should be used by qualified test interpretation specialists only.

This and previous pages of this report contain trade secrets and are not to be released in response to requests under HIPAA (or any other data disclosure law that exempts trade secret information from release). Further, release in response to litigation discovery demands should be made only in accordance with your profession's ethical guidelines and under an appropriate protective order.

---